

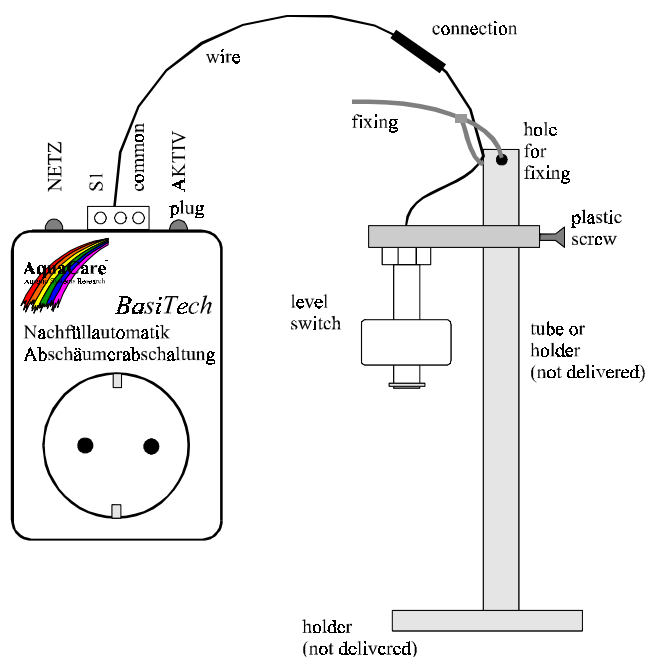
Systems for Aqua Culture,  
Aquarists, Laboratories and  
for Water Treatment

**AquaCare**<sup>®</sup>  
Aquatic Systems Research

Josefstraße 35-37  
D-45699 Herten  
Germany

Phone.: +49 / 23 66 / 3 25 52  
Fax: +49 / 23 66 / 10 43 85  
<http://www.aquacare.de>  
e-mail: [info@aquacare.de](mailto:info@aquacare.de)

## Instruction Manual for Level Control / skimmer shut off



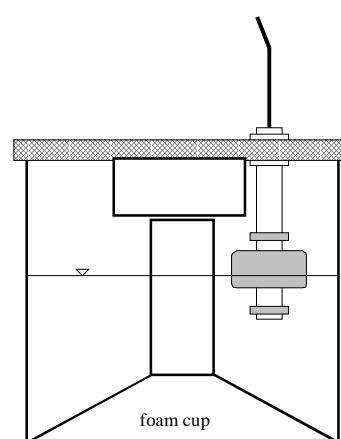
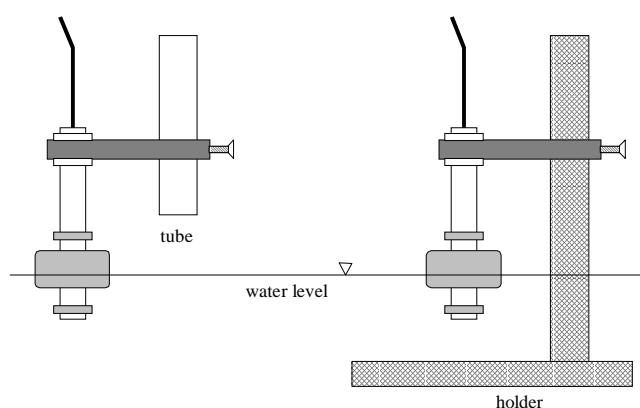
**Attention! Only the level switch should be installed in the water. The control and the connection must be protected against water. Only for aquaristic use. Children should not reach this product. Use only the correct power supply.**

**Function:** With the AquaCare *BasicTech* you can fill up an tank automatically or you can protect a skimmer foam cup for spilling over. If the level switch is in the upper position the control will shut off the yellow LED and the power output. If the level switch is in the lower position, the control shuts off the LED and the power output.

For filling a tank automatically please connect a pump or a magnetic valve with the power output. Do not use units over 1000 watts.

For protection a skimmer connect the air pump or the water pump of the skimmer with the power output.

For this product you have a warranty of 6 months. Do not open the control. Otherwise the warranty is off.



Technical data:  
dimensions: 100 x 60 x 50 mm  
dimension level switch: (ø x H): 24 x 45 mm  
weight: 320 g  
power supply: 230 volts ±10%, 50/60 Hz  
power consumption: 2 watts

maximum power output: 1000 watts  
voltage at level switch: 5 volts  
time delay of control: 3 seconds  
length of wire: 2 m